

Birds in Greenspaces

Pilot 2025: Casual Recording

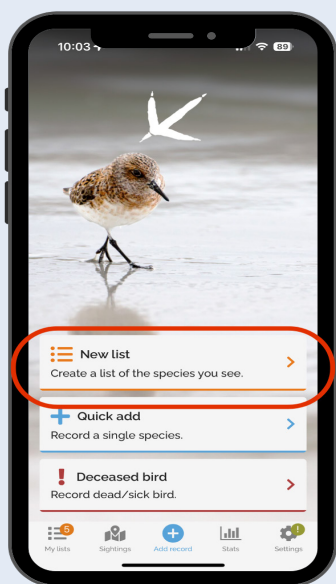
Collect data with the BirdTrack smart-phone app OR use pen and paper.

Please avoid strong wind or rain. You should record the following:

Greenspace name and **town/city/village**; **visit date**, **time of observation**; **species** and **number of individuals**.

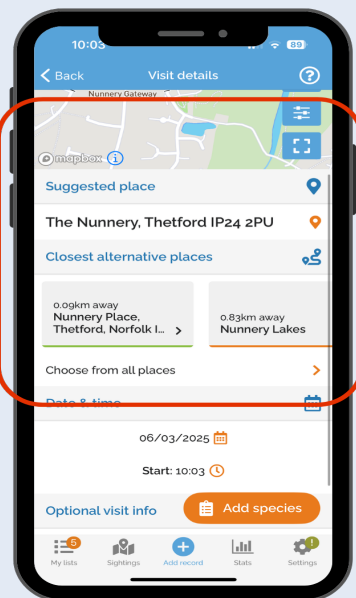
Adding multiple observations

Follow the steps below to record a list of species and counts from your chosen greenspace.



Step 1

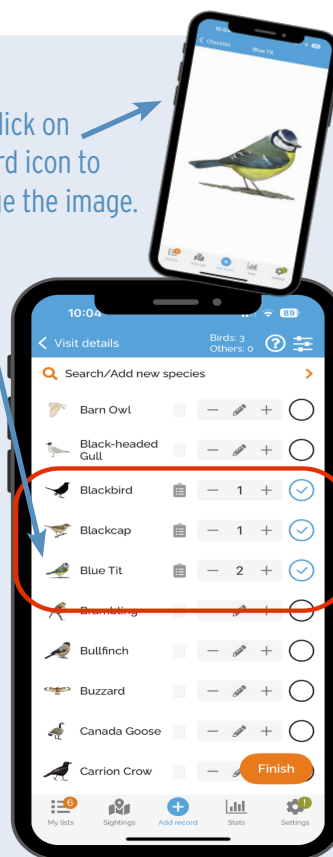
Select **new list** from the home-page menu.



Step 2

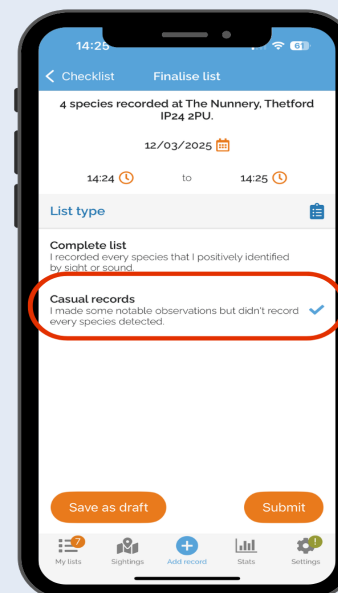
Use the suggested place OR press on the map to create a point, then click '**Add Species**' to start recording.

Tip! Click on the bird icon to enlarge the image.



Step 3

Use the **+- buttons** to add or remove birds. To end, click 'Finish'.



Step 4

Select **Casual records** and submit OR **Save as draft** to submit later

Single observations

Choose '**Quick add**' from the main menu to add single species observations, add species and count and submit!

